



## Smartphones Can Serve as HotSpots

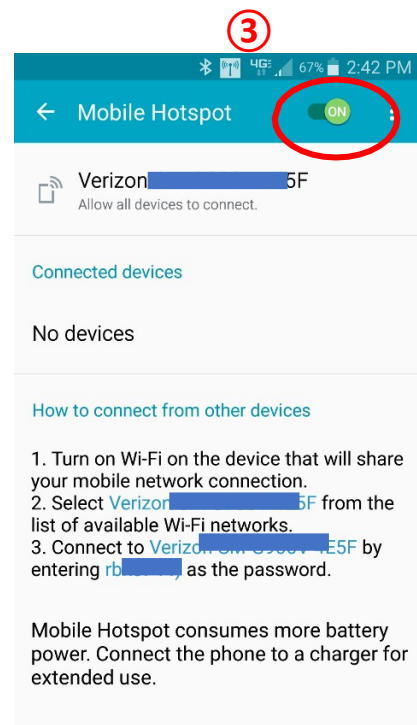
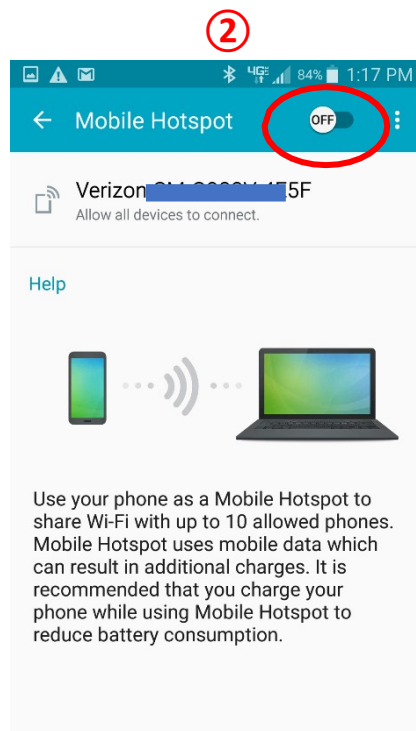
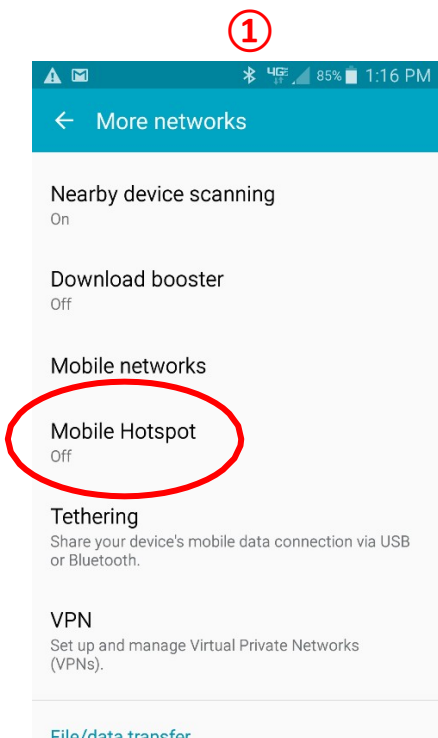
All the smartphone carriers are now supporting people turning Android phone or iPhones into hotspots. Then, you can connect your computer to the Internet through this hotspot. There is **NO COST** to do this during this time period.

### How to Create a Mobile Hotspot on an Android Phone

Verify that Data is turned on by going to Settings, Data Usage

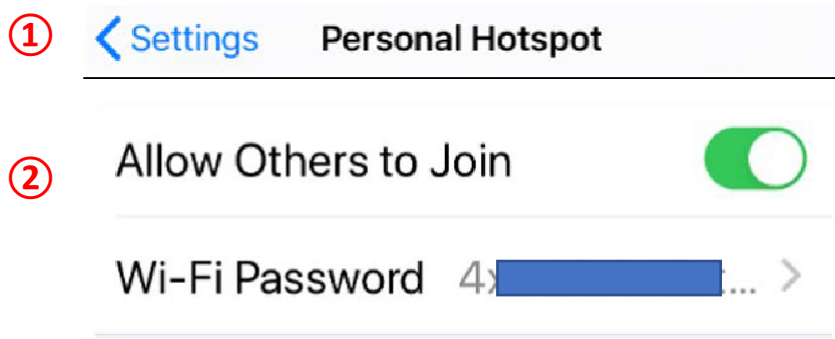
To turn on Mobile Hotspot from Settings:



- 1 More networks
- 2 Mobile Hotspot
- 3 Slide the Off/On button to On (green)



# How to Create a Mobile (Personal) Hotspot on an iPhone

- ① Turn on Personal Hotspot from Settings
- ② Allow Others to Join by sliding the Off/On button to On (green)
- ③ Connect additional device using Wi-Fi
- ④ Connect additional device using Bluetooth



- Allow other users or devices not signed into iCloud to look for your shared network " [redacted] iPhone" when you are in Personal Hotspot settings or when you turn it on in Control Center.
- ③  TO CONNECT USING WI-FI
    - 1 Choose "[redacted] iPhone" from the Wi-Fi settings on your computer or other device.
    - 2 Enter the password when prompted.
  - ④  TO CONNECT USING BLUETOOTH
    - 1 Pair iPhone with your computer.
    - 2 On iPhone, tap Pair or enter the code displayed on your computer.
    - 3 Connect to iPhone from computer